



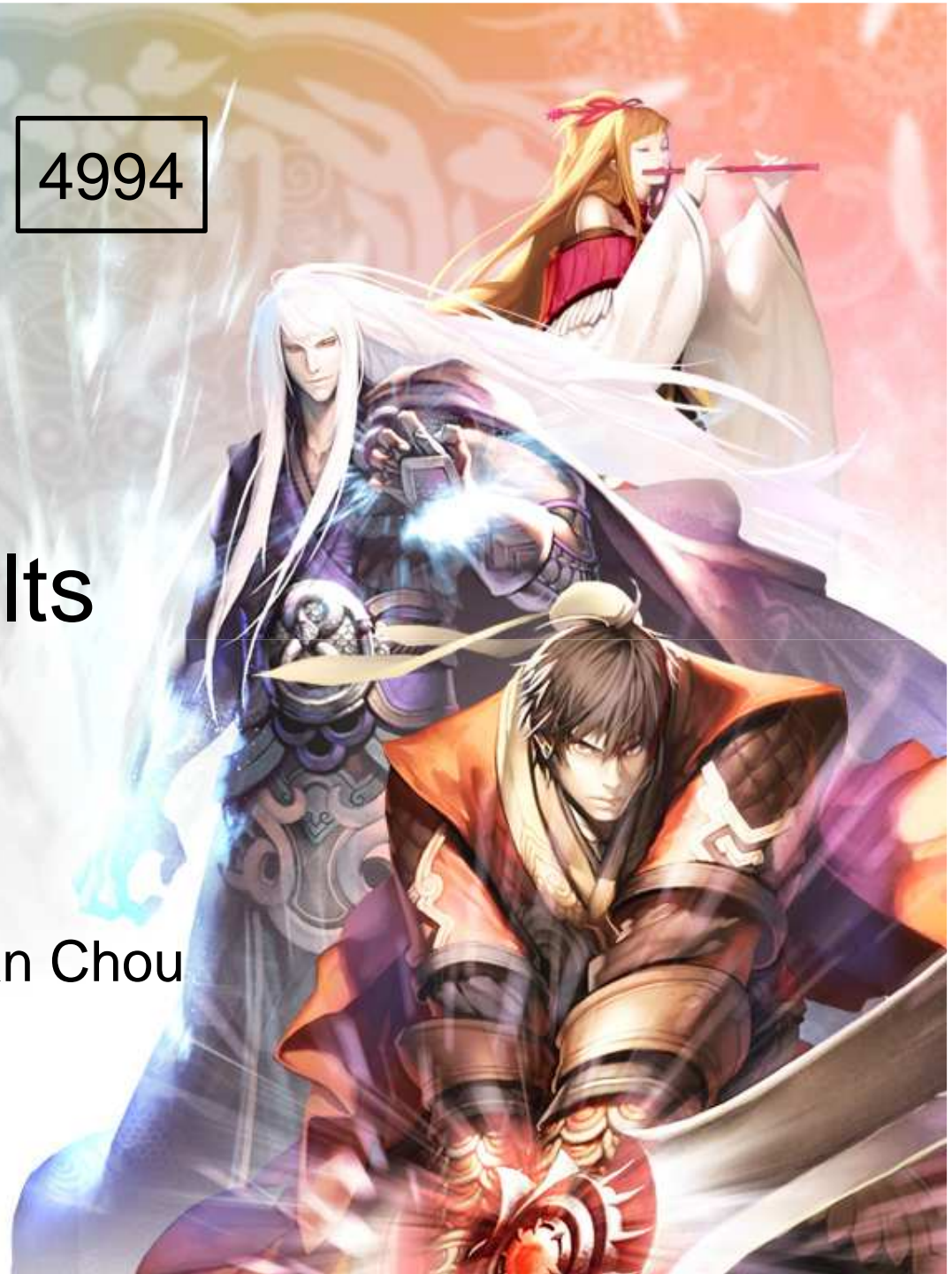
**X-LEGEND**  
ENTERTAINMENT

4994

# Financial Results

Reported by CEO Chun Nan Chou

May. 3, 2012




# AGENDA

**1** About X-LEGEND

**2** Operating Overview

**3** Future

# X-legend 【 Online Game Service Provider 】



## Company Introduction

- Listed in 2011 (4994.TT)
- MMORPG Developing & Publishing / Overseas Licensing
- Market Cap: NT\$9,365M(as of Apr. 30, 2012)
- 446 Employees (as of Mar. 31, 2012)

## Game Titles in Operation

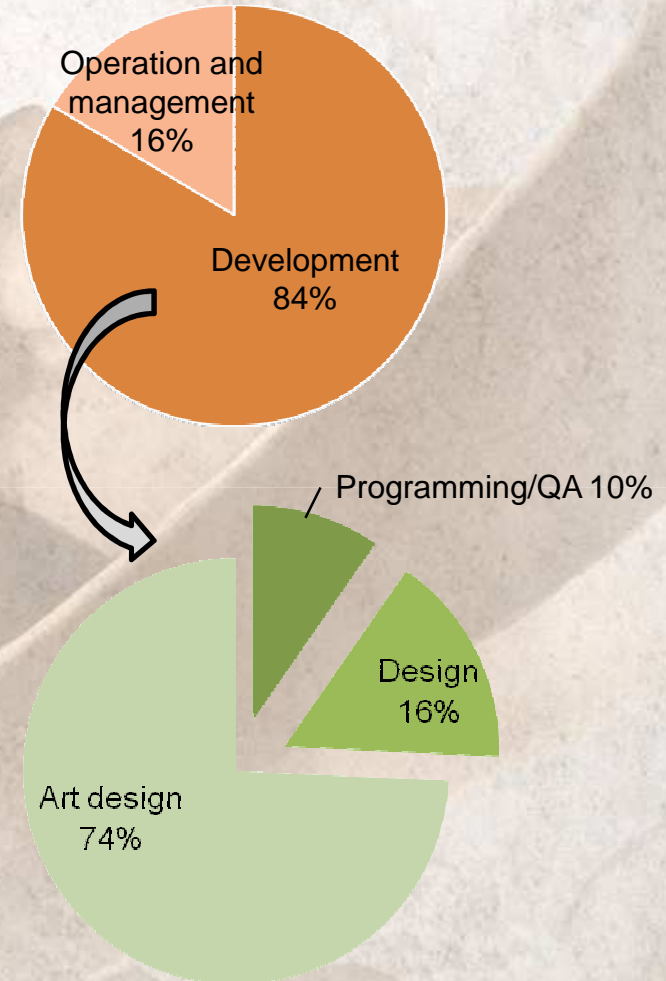
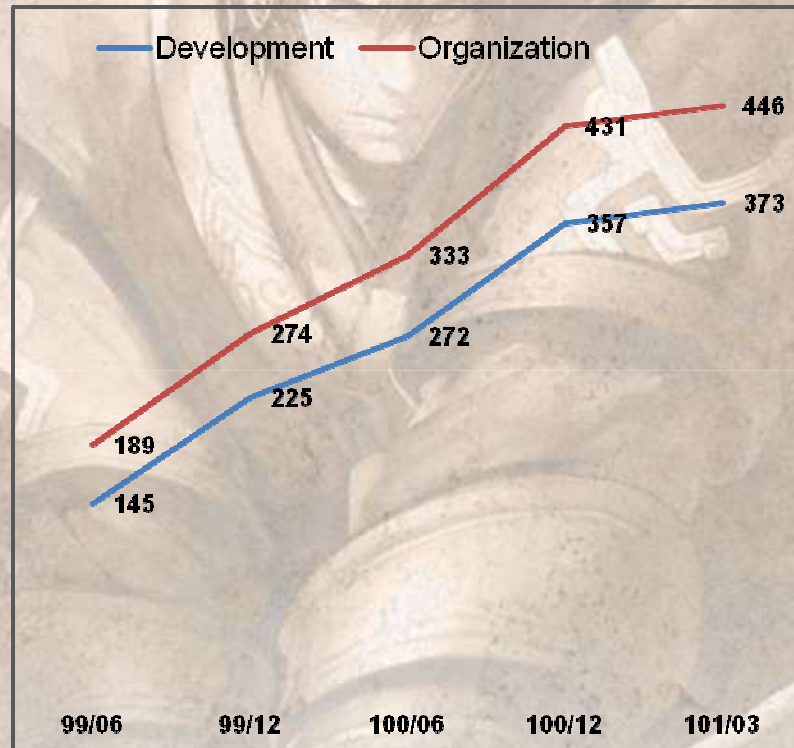
- Self-developed five 3D MMORPG games
- Finding Neverland Online and Glory Destiny Online Won Game Star 2011 Best Domestic MMORPG Gold and Silver Awards
- Legendary Heroes Online will be releasing soon

COMING SOON



# X-legend 【Distribution】

Unit : People



Note 1: Operation includes: Overseas Operation, Sales, Marketing, OPS, Customer Service.

Note 2: Management includes: Management, Finance ,IT, Auditor.

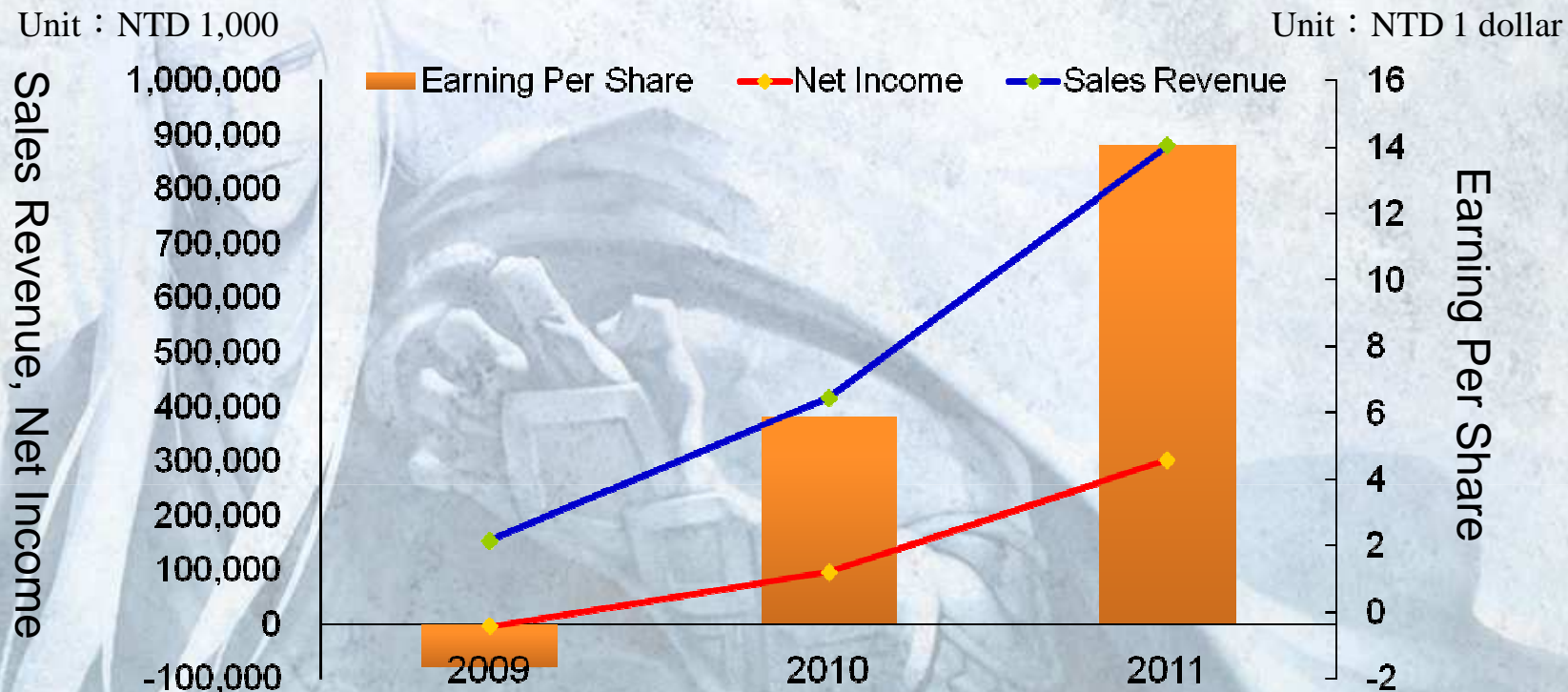
# AGENDA

**1** About X-LEGEND

**2** Operating Overview

**3** Future

# Operating Overview 【Business Performance】



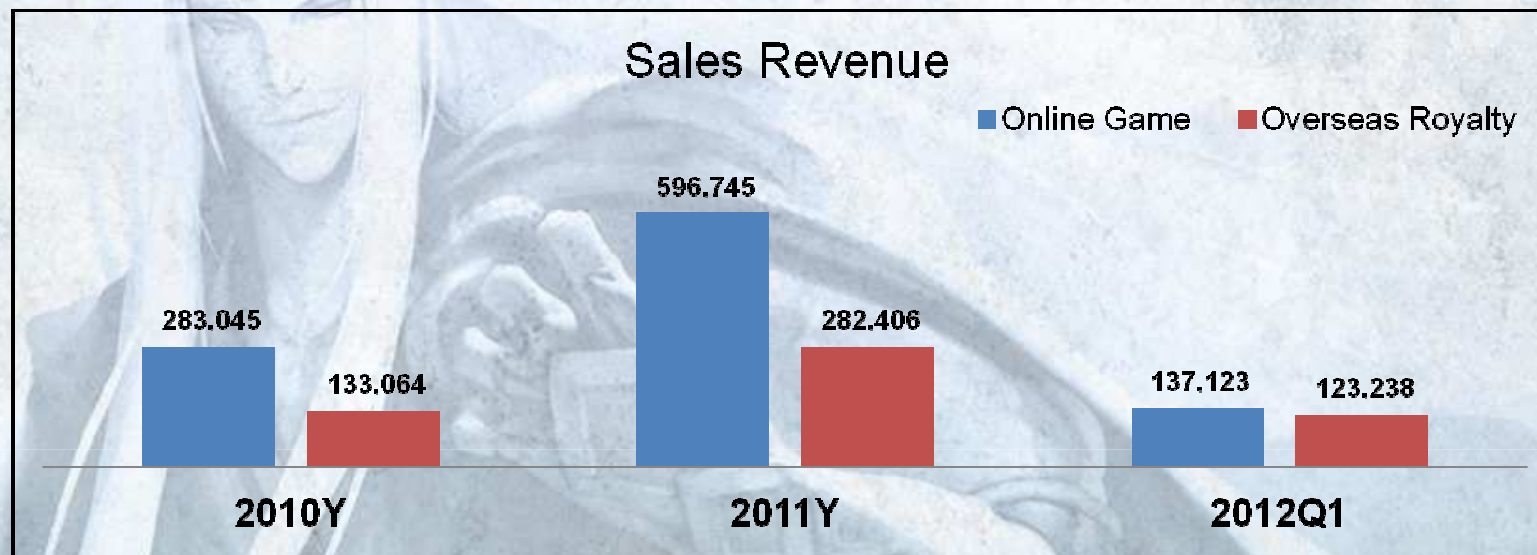
Sales Revenue (thousands)	152,914	416,109	879,151
Net Income (thousands)	-4,605	95,114	301,725
Earning Per Share (dollar)	-1.23	6.29	14.43
Weighted Average Number of Shares Outstanding (thousand shares)	3,750	15,127	20,915

Note 1: X-Legend Merged with EASYFUN in June 2010 so our company has been prepared consolidated financial reports since 2009.

Note 2: 2009-2011 financial numbers are audited by accountants.

# Operating Overview 【Contribution】

Unit : NTD 1,000



Contribution	Sales Revenue		
Period	2010Y	2011Y	2012Q1
Online Game	68%	68%	53%
Overseas Royalty	32%	32%	47%

Note: 2010-2011 financial numbers are audited by accountants , and 2012Q1 financial numbers are reviewed by accountants.

# Operating Overview 【Overseas License】

Title	GF_(15 countries)				JS_(6 countries)		FN_(10 countries)			GD_(4 countries)	
Operating Country	HK TH DE ES	JP MY IN PU	KR SG US RU	CN FR IT	HK US TH	JP MY IN	HK MY KR CN	JP SG TH	US FR DE	HK SG	JP MY

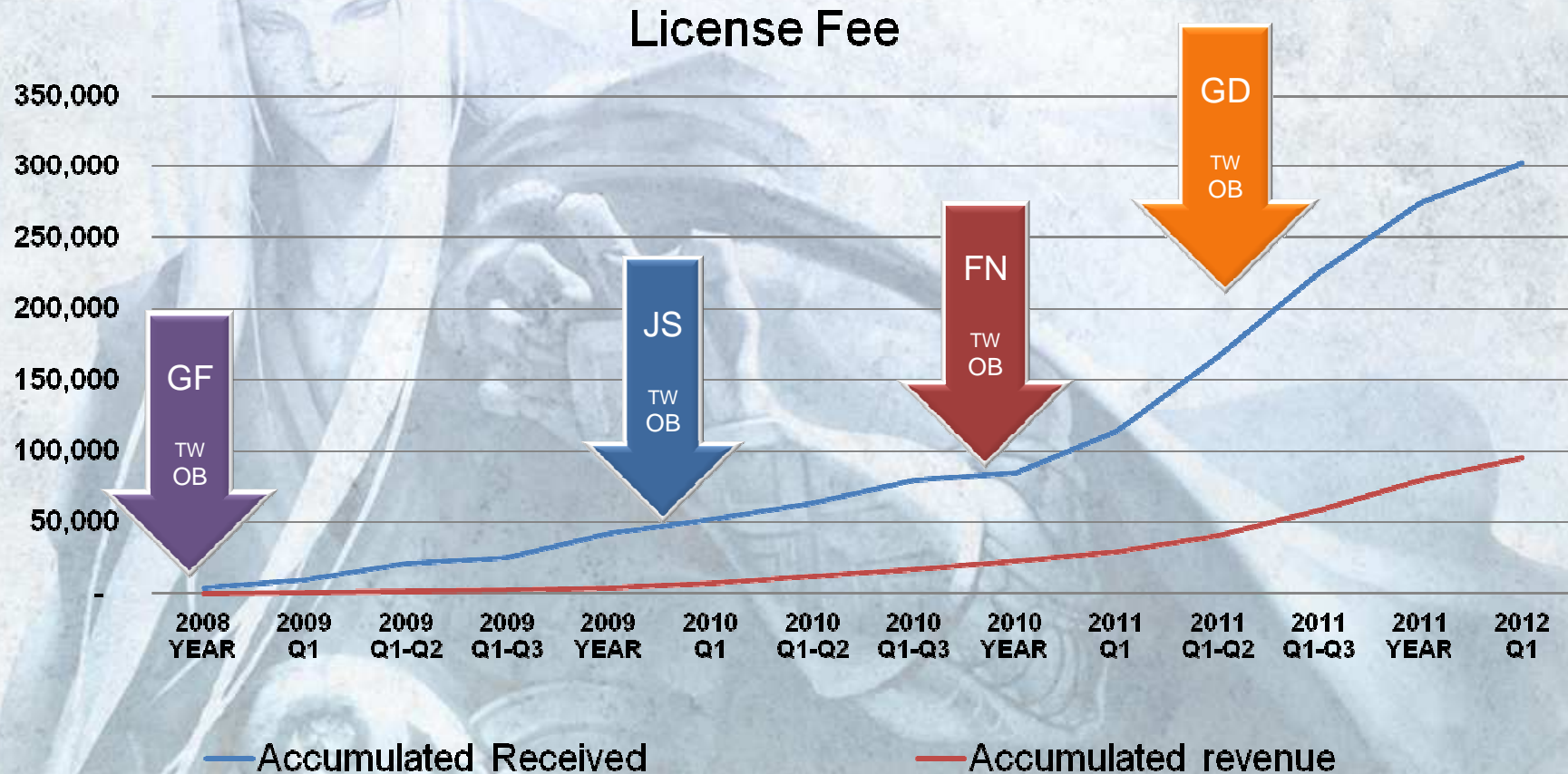


Note: Red text indicates that released time is in 2012.



# Operating Overview 【Business Performance】

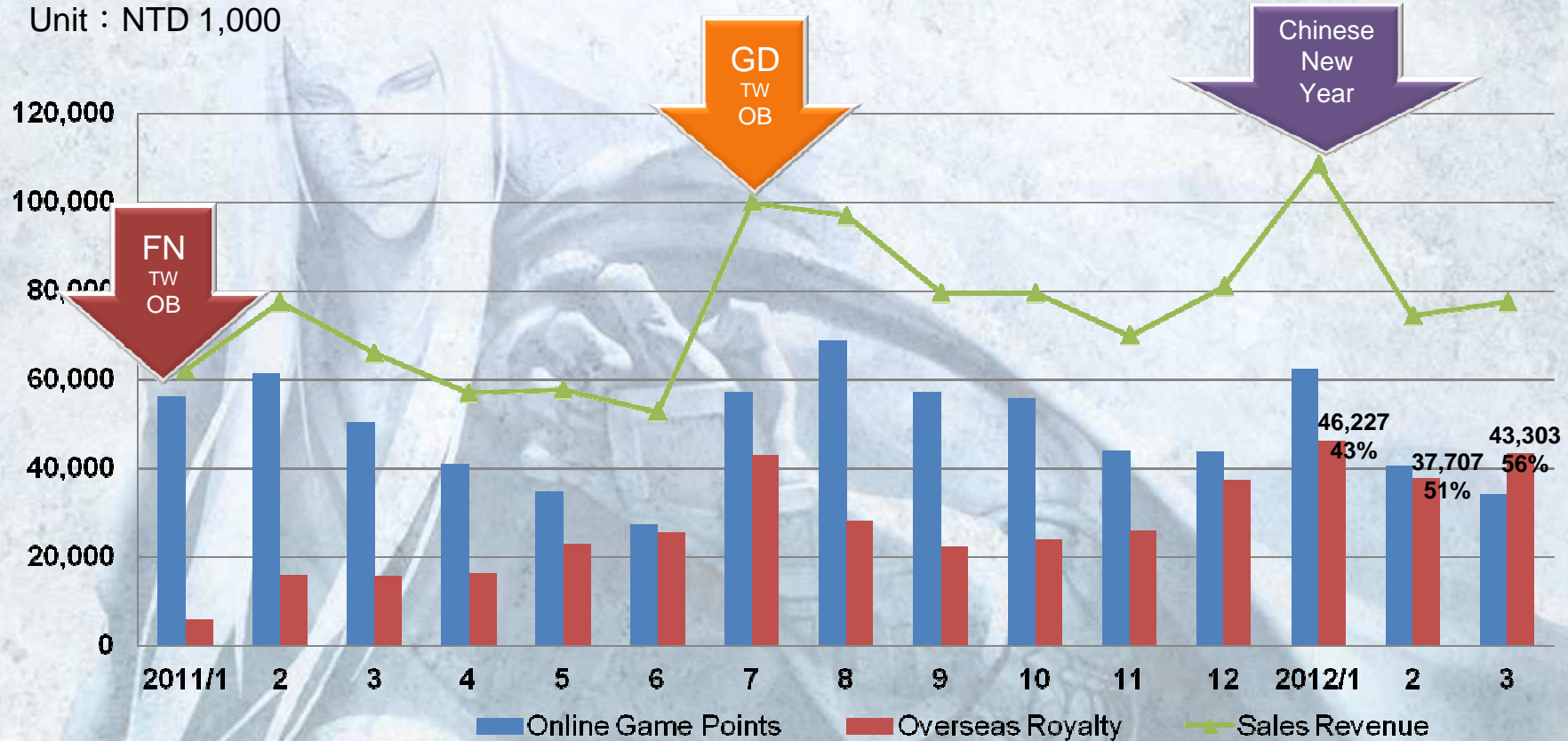
Unit : NTD 1,000



Note: According to Accounting Research and Development Foundation(100) document 073: the reasonable income during the licensing period **2011 Prepaid Overseas license Fee NTD 206,519,000UNIT** (from F/S p.15)

# Operating Overview 【Monthly Revenue】

Unit : NTD 1,000



## 【Overseas License Countries】

Month	2011/1	2011/3	2010/4	2011/6	2011/7	2011/9	2011/11	2012/1	2012/2	2012/3
Countries (Note)	JS MY FN HK	GF IN	FN JP	JS TH FN US FN MY	GD HK	FN FR	GF IT JS IN GD JP	FN KR FN TH GD MY	FN DE	FN CN GF RU

Note: Grand Fantasia(GF); Jiang Hu Saga(JS); Finding Neverland(FN); Glory Destiny(GD)

# Operating Overview [ 1Q 2012 Income Statement ]

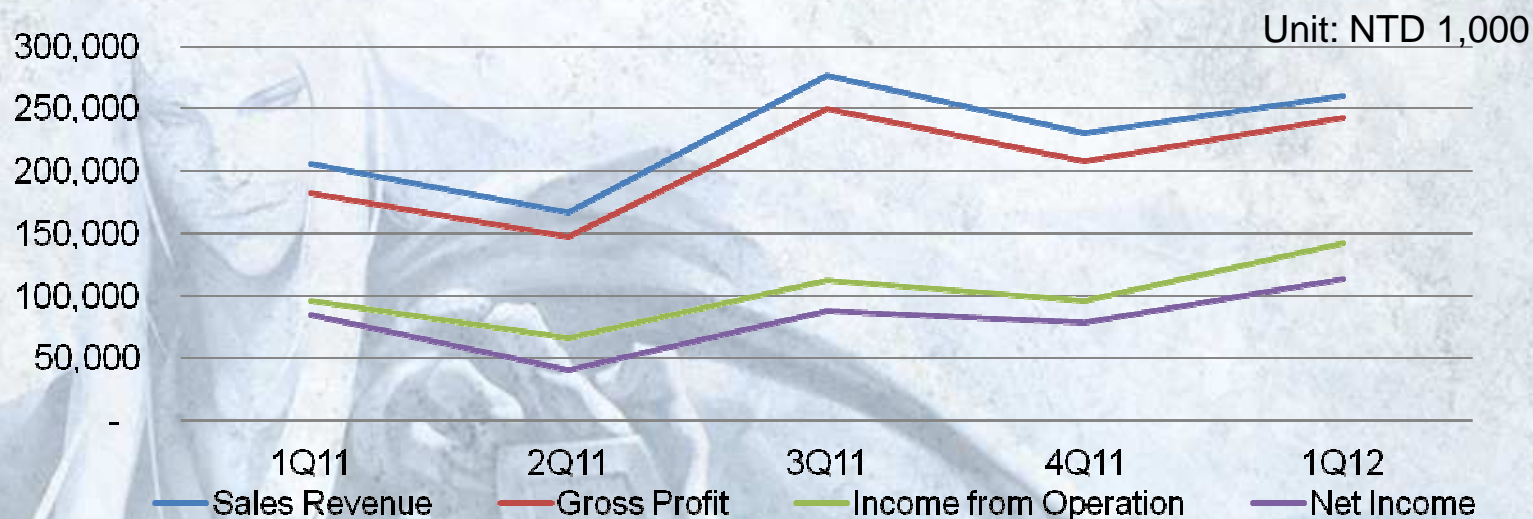
Unit: NTD 1,000

(Note1)	1Q12	4Q11	QoQ	1Q11	YoY
	Amount	Amount	%	Amount	%
<b>Sales Revenue</b>	<b>260,361</b>	<b>230,222</b>	<b>13</b>	<b>205,351</b>	<b>27</b>
Cost	( 17,122)	( 22,457)	(24)	( 23,598)	(27)
<b>Gross Profit</b>	<b>243,239</b>	<b>207,765</b>	<b>17</b>	<b>181,753</b>	<b>34</b>
Operation Expenses	(100,627)	(112,149)	(10)	( 85,779)	17
<b>Income from Operation</b>	<b>142,612</b>	<b>95,616</b>	<b>49</b>	<b>95,974</b>	<b>49</b>
Income Before Tax	142,498	97,073	47	94,957	50
<b>Net Income</b>	<b>113,385</b>	<b>78,739</b>	<b>44</b>	<b>85,212</b>	<b>33</b>
<b>Earning Per Share (dollar) (note2)</b>	<b>4.82</b>	<b>3.35</b>		<b>3.62</b>	

Note1: financial numbers are listed from financial report that audited or reviewed by accountants

Note2: Earning per share is calculated on Dec 31<sup>st</sup>, 2011 as 23,532 thousand shares

# Operating Overview 【Quarter Income Statement】



(註1)	1Q11	2Q11	3Q11	4Q11	2011 Total	1Q12
	Amount	Amount	Amount	Amount	Amount	Amount
<b>Sales Revenue</b>	<b>205,351</b>	<b>167,286</b>	<b>276,292</b>	<b>230,222</b>	<b>879,151</b>	<b>260,361</b>
Gross Profit	181,753	147,252	249,983	207,765	786,753	243,239
Income from Operation	95,974	66,402	112,623	95,616	370,615	142,612
Income Before Tax	94,957	65,004	113,692	97,073	370,726	142,498
<b>Net Income</b>	<b>85,212</b>	<b>49,895</b>	<b>87,879</b>	<b>78,739</b>	<b>301,725</b>	113,385
<b>Earning Per Share(note2)</b>	<b>3.62</b>	<b>2.12</b>	<b>3.73</b>	<b>3.35</b>	<b>12.82</b>	<b>4.82</b>
Income Tax Rate %	10.26	23.24	22.70	18.89	18.61	20.43

Note1: financial numbers are listed from financial report that audited or reviewed by accountants.

Note2: Earning per share is calculated on Dec 31<sup>st</sup>, 2011 as 23,532 thousand shares.

# Operating Overview 【Profit Distribution】

Year	2012	%	2011	%
Profit to be Distributed (note)	271,710,280	100%	60,139,889	100%
Shareholder Dividends	<b>270,618,000</b>	<b>96%</b>	<b>59,982,000</b>	<b>100%</b>
Undivided Shares	1,092,280	4%	157,889	0%

Year	2012	%	2011	%
<b>□ Shareholder Dividends</b>	<b>270,618,000</b>	<b>100%</b>	<b>59,982,000</b>	<b>100%</b>
-Cash Dividends	35,298,000	13%	6,152,000	10%
-Stock Dividends	235,320,000	87%	53,830,000	90%
<b>□ Distribute per Share</b>	<b>11.5</b>	<b>100%</b>	<b>3.9</b>	<b>100%</b>
-Cash Dividends	1.5	13%	0.4	10%
-Stock Dividends	10	87%	3.5	90%

Note: Profit to be distributed has been deducted the amount of “Legal Reserve”

# AGENDA

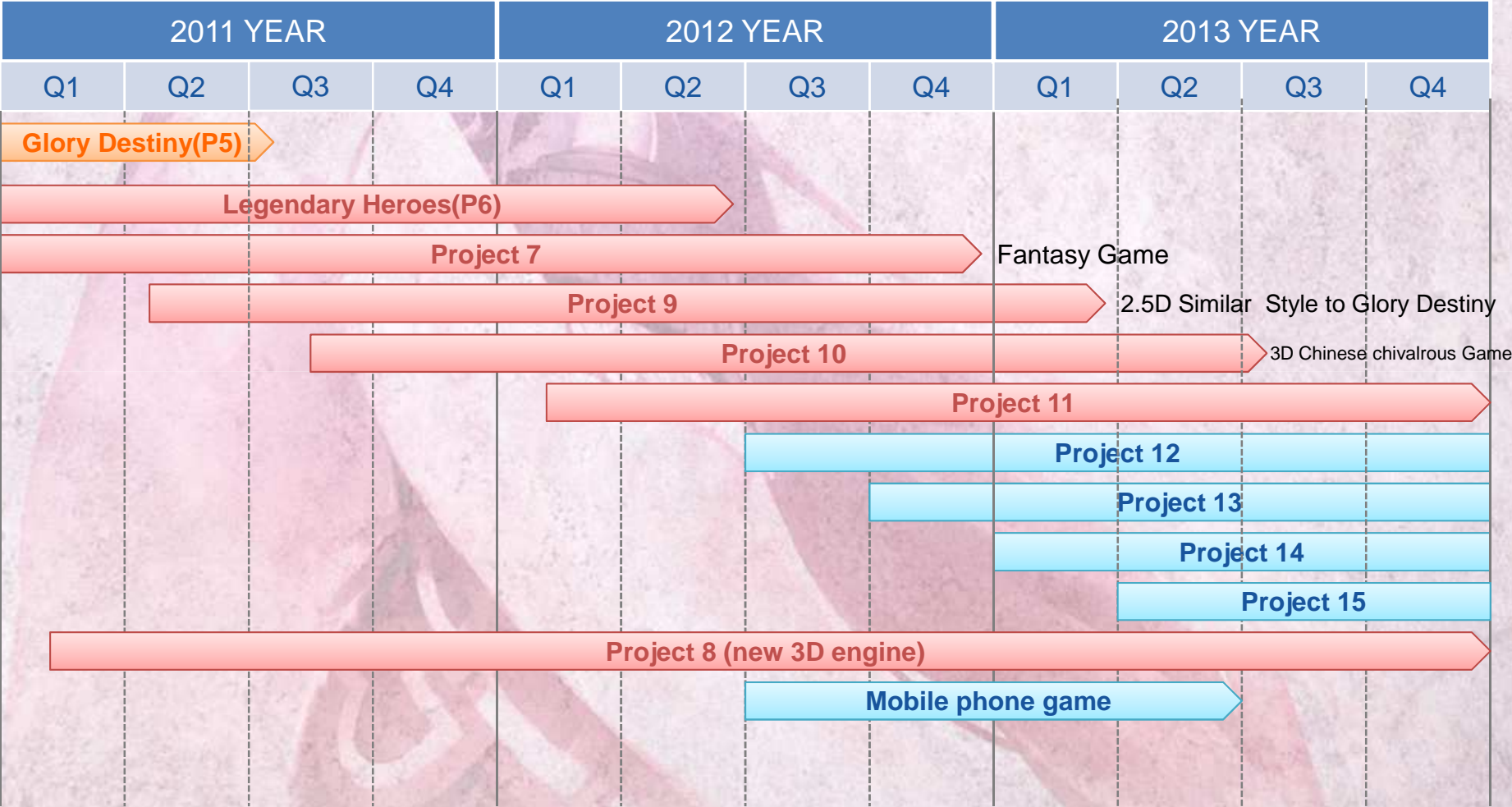
**1** About X-LEGEND

**2** Operating Overview

**3** Future

# Future 【Project Plan】

The Project Plan for the Following Two Years



Note: Red background color indicates projects that has been started.

# Future 【License Plan】


Overseas Licensing Plan for Following Year

2011 YEAR				2012 YEAR				
Q1	Q2	Q3	Q4	Q1	Q2	Q3	Q4	
	IN		IT	RU			TU PL	
MY		TH	IN					
HK	JP	US	FR	TH	DE	ES	IN	TU IT
		MY		KR	CN	PT		PL RU
		HK	JP		US		TH	IN
				MY		KR		
						HK		
Grand Fantasia	Jiang Hu Saga	Finding Neverland	Glory Destiny	Legendary Heroes				



# Future 【Legendary Heroes】

Film Appreciation





# Q & A



**Thanks For Your Time !**